
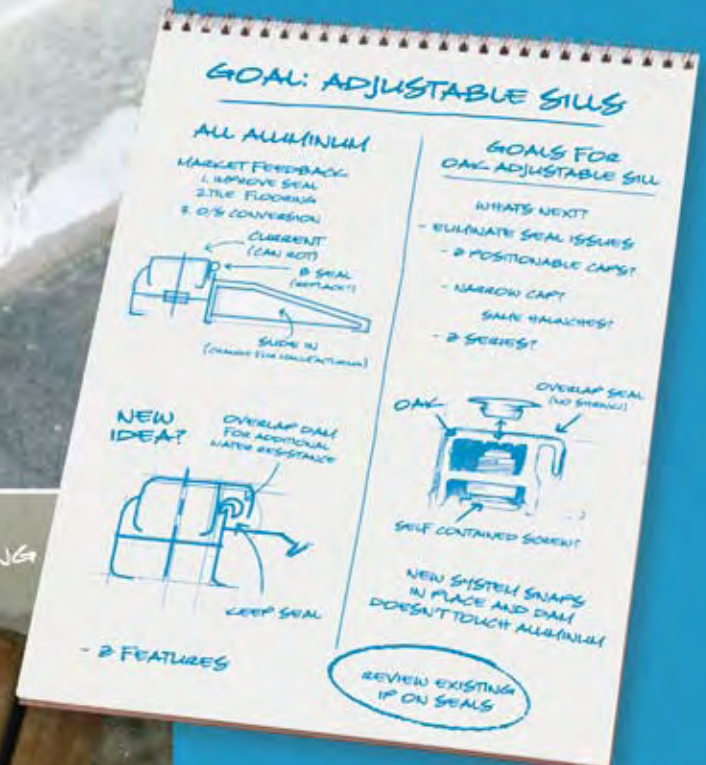


Traditional Sills

With Endura's family of Oak, Vinyl and Aluminum Sills, you are able to choose from a variety of styles.

You can select adjustable inswing sills or pick styles that incorporate the ability to convert from inswing to outswing. The flexibility allows you to reduce your inventory! And the use of narrow threshold caps plus high dams equal efficiencies against wind and water infiltration, which your customers will appreciate.



It's not a door without Endura

8817 West Market Street • Colfax, NC 27235
800.334.2006 • fax 336.668.4478
www.enduraproducts.com


TRADITIONAL INSWING SILLS



ADJUSTABLE
OAK




FIXED
OAK



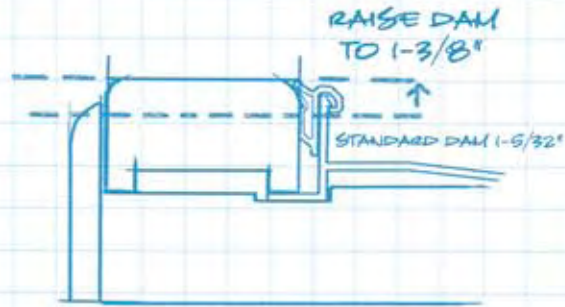
ADJUSTABLE
ALUMINUM



FIXED
VINYL



FIXED
ALUMINUM



BENEFITS & OPTIONS:

- **Variety of Cap Heights** including Low Profile, Super High Profile and the innovative High Dam technology (1-3/8") for proven efficiencies against wind and water infiltration.
- **Variety of Threshold Cap Materials** to choose from: wood, vinyl or aluminum.
- **Select Styles** incorporate the ability to convert from inswing to outswing.
- **Variety of Inswing and Outswing Sill Extenders** and screen rail extenders to keep your inventory low, but your configuration possibilities high.
- **Durable Sill Covers** and cost-efficient taping provide protection against on-site construction damage.
- **Multiple Sill Finishes** to choose from.
- **Large Variety of Sidelite Seat Options** and continuous sills are available.
- **Customizations** include C-Notch, Horn, and Routed Mull.
- **All-Aluminum Sills** allow for wood or composite and block or full substrates.
- **Adjustable Threshold Caps** with plated screws that resist corrosion.
- **Caps** are field serviceable and replaceable.

TRADITIONAL OUTSWING SILLS

BENEFITS & OPTIONS:

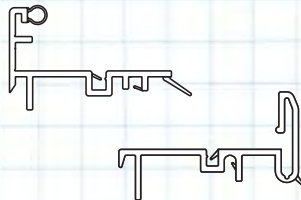
- **Block or Full Substrates.**
- **Customizations** include 1/4" Horn, 1/2" Notch or Notch plus Horn.
- **Variety of Threshold Cap Materials** to choose from: wood or aluminum.
- **Variety of Sill Finishes** to choose from including Mill, Bronze, and Brass.
- **Select Styles** incorporate the ability to convert from inswing to outswing.
- **All-Aluminum Sills** allow for wood or composite substrates.
- **Adjustable Outswing Sills** are available.



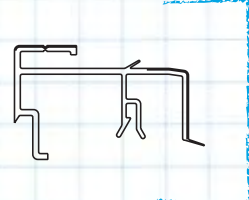
TRADITIONAL SIDELITE OPTIONS

Endura's sidelite seats are engineered for perfect sidelite panel placement on traditional oak, vinyl and aluminum sills. Using strict manufacturing tolerances, we ensure consistent high quality and accurate positioning for traditional mull or patio systems.

For traditional oak and vinyl sills: Use with 4-9/16", 4-7/8", 5-5/8", 5-13/16, 7-13/16" sill sizes



For traditional aluminum sills: Use with 4-9/16" sill size

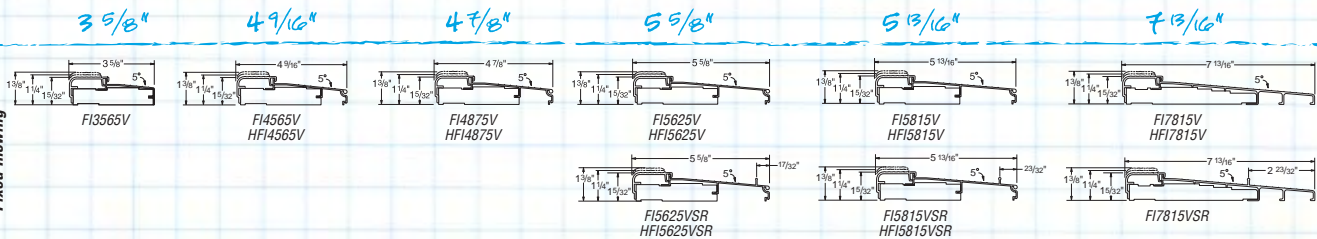


SILL OPTIONS

TRADITIONAL SILL OPTIONS

VINYLS

Fixed Inswing



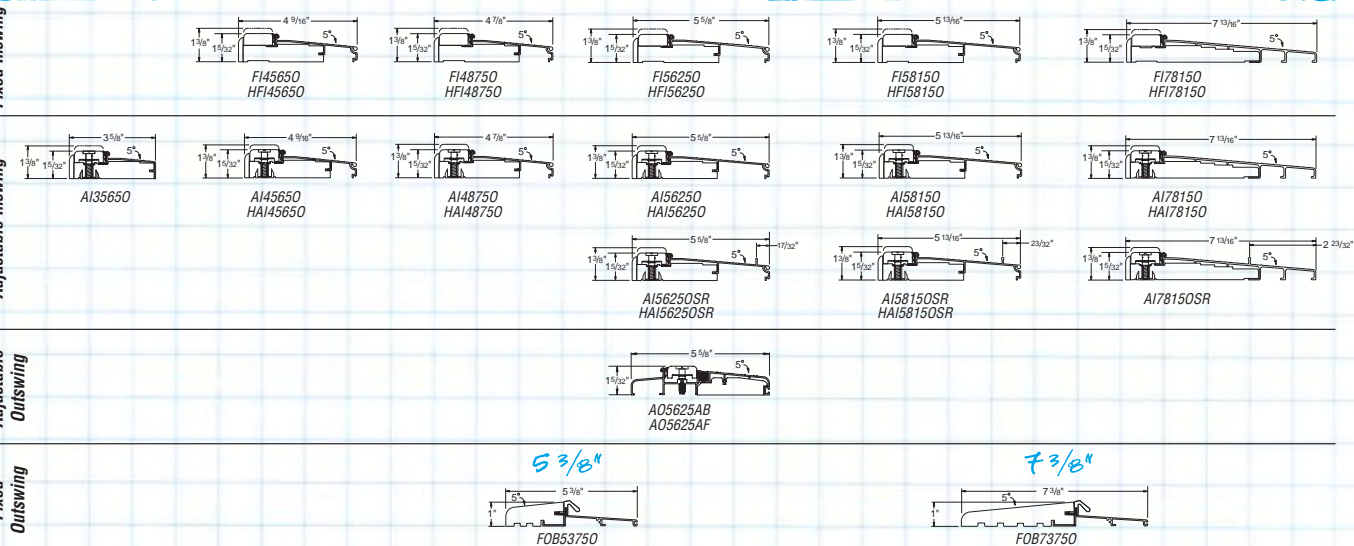
OAK-SILLS

Fixed Inswing

Adjustable Inswing

Adjustable
Outswing

Fixed	Outswing
1	1
2	2
3	3
4	4
5	5
6	6
7	7
8	8
9	9
10	10
11	11
12	12
13	13
14	14
15	15
16	16
17	17
18	18
19	19
20	20
21	21
22	22
23	23
24	24
25	25
26	26
27	27
28	28
29	29
30	30
31	31
32	32
33	33
34	34
35	35
36	36
37	37
38	38
39	39
40	40
41	41
42	42
43	43
44	44
45	45
46	46
47	47
48	48
49	49
50	50
51	51
52	52
53	53
54	54
55	55
56	56
57	57
58	58
59	59
60	60
61	61
62	62
63	63
64	64
65	65
66	66
67	67
68	68
69	69
70	70
71	71
72	72
73	73
74	74
75	75
76	76
77	77
78	78
79	79
80	80
81	81
82	82
83	83
84	84
85	85
86	86
87	87
88	88
89	89
90	90
91	91
92	92
93	93
94	94
95	95
96	96
97	97
98	98
99	99
100	100



ALUMINUM SALT

Fixed Inswing

Adjustable Inswing

Fixed Outswing

